


RSIC-DC04X2 INSTALLATION GUIDE


RSIC-DC04X2 SOUND ISOLATION CLIP

RSIC-DC04-X2

WOOD - STEEL - CONCRETE



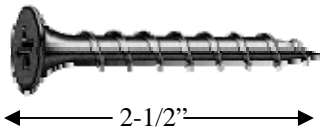
RSIC-DC04X2 SOUND ISOLATION CLIP




RSIC-DC04X2 Isolator Spacing and load:

- **Maximum Acoustical Design Load:** 72 Lbs per isolator.
- **Maximum Spacing allowed:** 48" x 48" oc.

Approved Fasteners:



- **RSIC-DC04X2 to Wood:** #8 x 2-1/2 inch minimum size coarse thread screw. (Recommended #12 or #10 x 2-1/2 inch hex head)



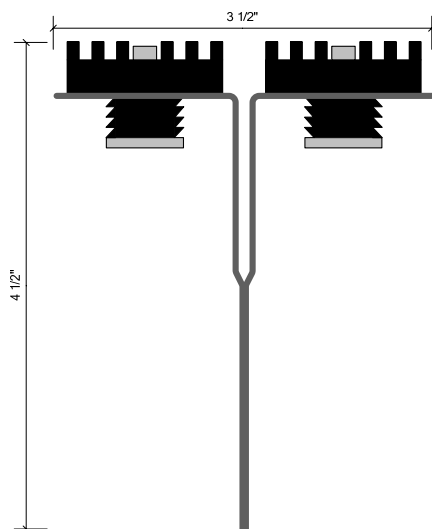
- **RSIC-DC04X2 to Steel:** #8 x 1-5/8 inch minimum size fine thread screw. (Recommended #12 or #10 x 1-5/8 inch hex head)



- **RSIC-DC04X2 to Concrete:** 3/16" x 2" drive spike, 3/16" x 2" tapcon, 3/16" x 2" bent spike, or fastener with equal load capabilities (Minimum 120lbs Ultimate, Sheer and Pullout).

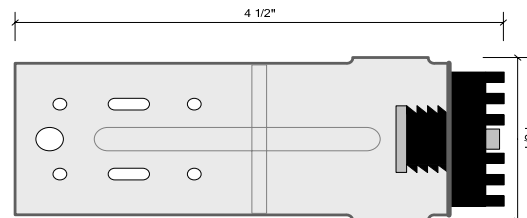


- DO NOT fasten Resilient Sound Isolation Clips (RSIC-DC04X2) to framing members with nails. Use only approved fasteners.

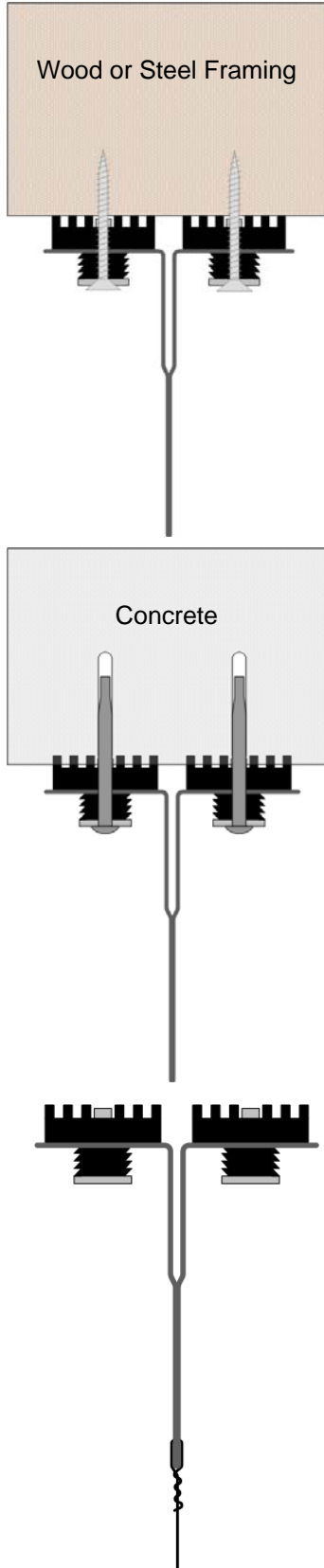


RSIC-DC04X2 Dimensions:

- RSIC-DC04X2 clip 4-1/2" tall
- RSIC-DC04X2 clip 1-3/4" wide
- RSIC-DC04X2 clip 3-1/2" deep

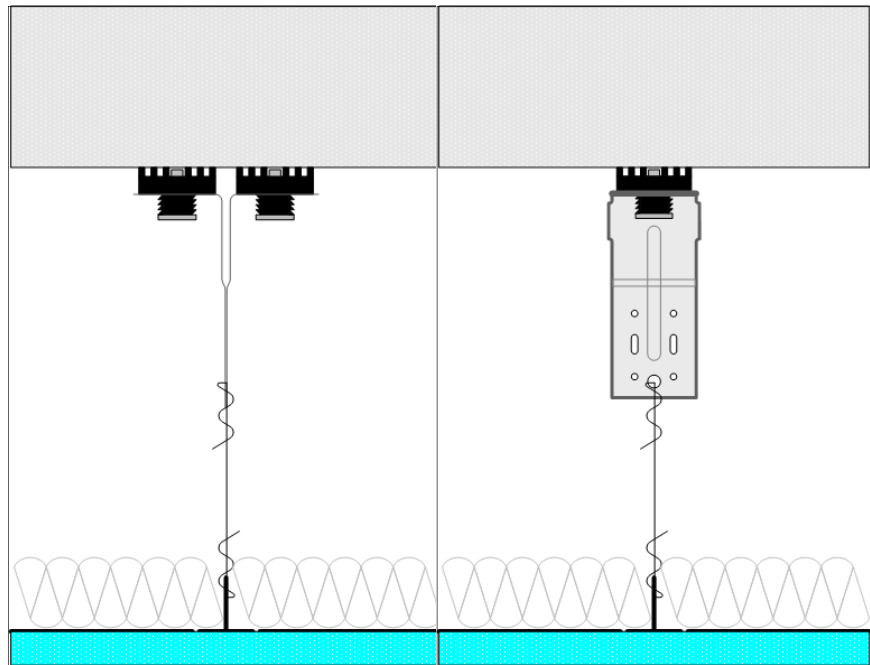


RSIC-DC04X2 SOUND ISOLATION CLIP



Ceilings: Wood or Steel Framing.

- Resilient Sound Isolation Clip (RSIC-DC04X2) shall be 48 inches by 48 inches on center maximum.
- Fasten the Resilient Sound Isolation Clip (RSIC-DC04X2) to the structure members with approved fasteners.
- Ensure the internal metal ferrule is tight to the framing member.
- Locate the first and last row of RSIC-DC04X2 clips within 8 inches from the wall.
- (Optional) When drywall grid is used, the first row of RSIC-DC04X2 clips may be spaced at 48" from the wall provided wall angle is used to support the main runners and T's at the wall ceiling intersection. The main runners and T's must be mechanically fastened to the wall angle with a screw or rivet.
- Min. 12 Ga annealed hanger wire tied through the existing 1/4" hole in the vertical leg of the RSIC-DC04X2 clip.
- When using tie wire attached to the RSIC-DC04X2 clip to hang a drywall grid ceiling follow the installation instruction provided by the manufacturer of the grid ceiling system.



General Information:

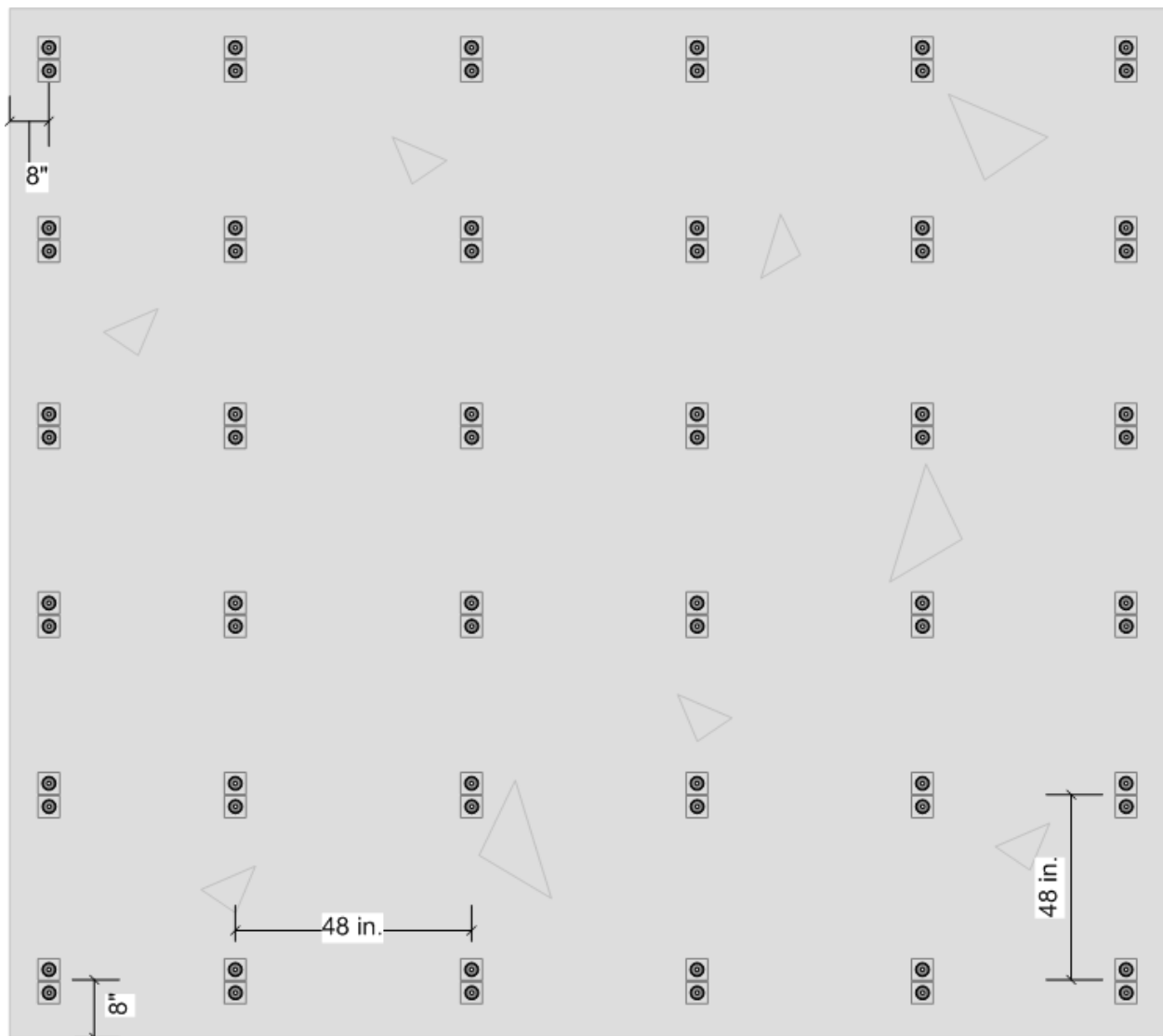
- Resilient Sound Isolation Clip (RSIC-DC04X2) ceiling system shall not carry heavy loads such as cabinets or bookshelves
- Seal all potential air leaks with non-hardening acoustical caulking to achieve best noise control results. Use fire rated sealant where required.
- When attaching the RSIC clips to a steel stud the minimum allowable thickness of the steel stud is 20 Ga. (0.030).

RSIC-DC04X2 SOUND ISOLATION CLIP

APPLICATION RECOMMENDATIONS FOR
CEILINGS, WOOD, STEEL, or CONCRETE.

INSTALLING RESILIENT SOUND ISOLATION CLIPS (RSIC-DC04X2)

RSIC-DC04X2 CLIPS AT 48" x 48" OC.



RSIC-DC04X2 SOUND ISOLATION CLIP



Members of the International Code Council

WARRANTY DISCLAIMER AND LIABILITY LIMITATION LANGUAGE

NO EXPRESS OR IMPLIED WARRANTIES

THERE IS NO WARRANTY, REPRESENTATION OR CONDITION OF ANY KIND; AND ANY WARRANTY, EXPRESS OR IMPLIED, IS EXCLUDED AND DISCLAIMED, INCLUDING THE IMPLIED WARRANTIES OF MERCHANTABILITY AND OF FITNESS FOR A PARTICULAR PURPOSE. Some states do not allow limitations on implied warranties, so the above limitation may not apply to you.

LIABILITY LIMITED TO RETURN OF PURCHASE PRICE

IT IS AGREED THAT SELLER'S LIABILITY AND PURCHASER'S SOLE REMEDY, WHETHER IN CONTRACT, UNDER ANY WARRANTY, IN TORT (INCLUDING NEGLIGENCE), IN STRICT LIABILITY OR OTHERWISE, SHALL NOT EXCEED THE RETURN OF THE AMOUNT OF THE PURCHASE PRICE PAID BY PURCHASER, AND UNDER NO CIRCUMSTANCES SHALL SELLER BE LIABLE FOR ANY SPECIAL, INCIDENTAL OR CONSEQUENTIAL DAMAGES, INCLUDING, BUT NOT LIMITED TO, PERSONAL INJURY, PROPERTY DAMAGE, DAMAGE TO OR LOSS OF EQUIPMENT, LOST PROFITS OR REVENUE, COSTS OF RENTING REPLACEMENTS AND OTHER ADDITIONAL EXPENSES, EVEN IF SELLER HAS BEEN ADVISED OF THE POSSIBILITY OF SUCH DAMAGES. THE PRICE STATED FOR THE EQUIPMENT IS A CONSIDERATION IN LIMITING SELLER'S LIABILITY AND PURCHASER'S REMEDY. Some states do not allow the exclusion or limitation of incidental or consequential damages, so the above limitation or exclusion may not apply to you.

SELLER NOT LIABLE FOR PURCHASER'S NEGLIGENCE

SELLER WILL NOT BE LIABLE FOR ANY DAMAGES, LOSSES OR EXPENSES AS A RESULT OF PURCHASER'S NEGLIGENCE, WHETHER DEEMED ACTIVE OR PASSIVE AND WHETHER OR NOT ANY SUCH NEGLIGENCE IS THE SOLE CAUSE OF ANY SUCH DAMAGE, LOSS OR EXPENSE.

MODEL FOR DEMONSTRATION PURPOSES ONLY

THE MODEL OR SAMPLE SHOWN BY SELLER TO BUYER IS USED FOR DEMONSTRATION PURPOSES ONLY. THERE IS NO WARRANTY THAT THE GOODS AS DELIVERED SHALL CONFORM TO THE MODEL OR SAMPLE, AND CONFORMITY OF THE GOODS TO THE MODEL OR SAMPLE IS NOT PART OF THE BASIS OF THE BARGAIN BETWEEN SELLER AND BUYER.

NO WARRANTY OR COMPLIANCE WITH SAFETY CODE OR REGULATION

SELLER DOES NOT WARRANT THAT ANY OF THE GOODS SOLD WILL MEET OR COMPLY WITH THE REQUIREMENTS OF ANY SAFETY CODE, BUILDING OR DWELLING CODE, OR REGULATION OF ANY STATE, MUNICIPALITY OR OTHER JURISDICTION.

OREGON LAW APPLIES

SELLER AND BUYER AGREE THAT ALL ASPECTS OF THIS TRANSACTION INCLUDING THE APPLICABLE STATUTE OF LIMITATIONS SHALL BE GOVERNED BY THE INTERNAL LAW OF THE STATE OF NEVADA, AND NOT THE LAWS OF OTHER STATES.

This warranty gives you specific legal rights, and you may also have other rights which vary from state to state.