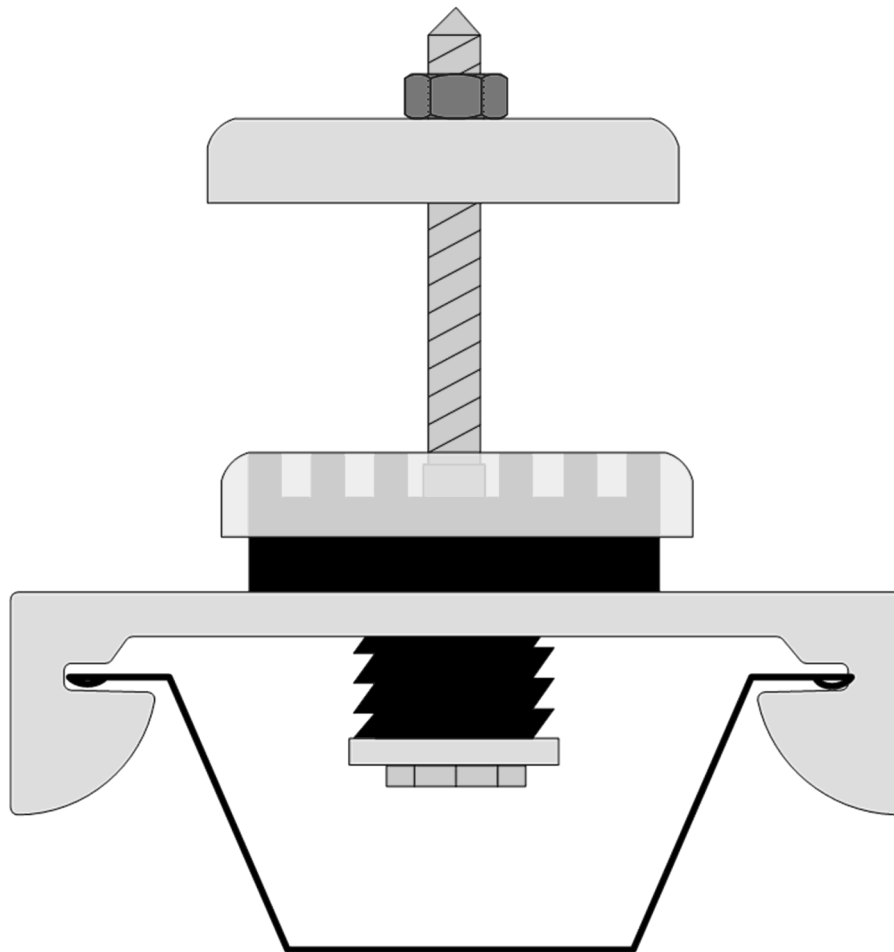


# RSIC-1 TTC SOUND ISOLATION SYSTEMS

## RSIC-1 TTC INSTALLATION GUIDE

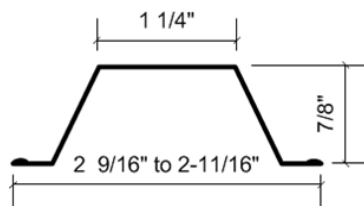


PAC International, Inc. Tel: (866) 774-2100 Fax: (866) 649-2710 Web Site: [www.pac-](http://www.pac-)

©2015 PAC International, Inc. All Rights Reserved. • (866) 774-2100 • Fax (866) 649-2710

RSIC® is a registered Trade Mark of PAC International, Inc.

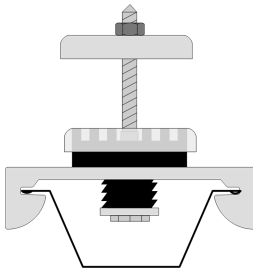
# RSIC-1 TTC SOUND ISOLATION SYSTEMS



## Drywall Furring Channel: (AKA "Hat Track")


- **Recommended:** 25 gauge, hemmed edge detail required on all 25 gauge furring channel. Meets or exceeds SSMA requirements.
- **Depth:** 7/8 inch
- **Width Bottom:** 2-9/16" to 2-11/16" inch wide nominal.
- **Width Top:** 1-1/4 inch wide

Splice drywall furring channel (hat track) with 6 inch overlap in mid span (between two clips) secure with 18 ga tie wire, or two 7/16" framing screws.



## Resilient Sound Isolation Clip (RSIC-1 TTC)

- **Maximum Spacing:** 48 inches on center
- **Maximum Acoustical Design Load:** 36 lbs



## Fasteners:

- **1/4" x 3" to 6" hex head bolt or machine screw.**

## Average Labor Rates:

- **RSIC-1:** 72 clips per man hour
- **Drywall Furring Channel:** 550LF per man hour

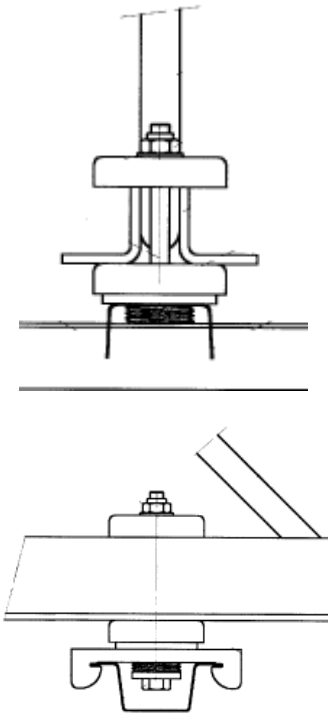
Labor rates provided to PAC International, Inc by an independent contracting firm.

**PAC International, Inc. Tel: (866) 774-2100 Fax: (866) 649-2710 Web Site: [www.pac-international.com](http://www.pac-international.com)**

©2015 PAC International, Inc. All Rights Reserved. • (866) 774-2100 • Fax (866) 649-2710

RSIC® is a registered Trade Mark of PAC International, Inc.

# RSIC-1 TTC SOUND ISOLATION SYSTEMS



## Ceilings: One and Two Layers of 5/8" Gypsum Board

### Inst

- Resilient Sound Isolation Clips (RSIC-1 TTC) shall be 48 inches maximum on center.
- Fasten the Resilient Sound Isolation Clip (RSIC-1 TTC) to the bottom chord of the open web steel truss with a fastener approved for a minimum pull-out and shear of 120 lbs.
- From top to bottom of RSIC-1 TTC assembly
  1. 1/4x20 nylock hex nut
  2. RSIC Cup Washer facing downward
  3. RSIC-1 Cup Washer facing downward
  4. RSIC-1 Clip
  5. 1/4" bolt or machine screw
- To assemble, insert the hex head bolt or machine screw through the RSIC-1 clip, set on one RSIC Cup Washer over the bolt to cover the rubber section of the RSIC-1 clip, insert the bolt or machine screw between the bottom chords of the truss, set on the top cup washer facing downward, screw on the nylock hex head nut.
- When tightening the nylock nut ensure the internal metal ferrule is tight to the cup washer. This will secure the RSIC-1 TTC clip and keep it from moving during the gypsum board installation.
- Locate the first row of RSIC-1 clips within 6 inches of the wall at each end of a run. Space the clips at 48" intervals max. See page 4 for additional spacing details.
- Snap in the drywall furring channel (hat track) into the RSIC-1 clips.
- Install the gypsum board from leaving a 1/4" min. gap around the perimeter of the ceiling.
- Caulk around the entire perimeter of the gypsum board. Use fire and smoke rated acoustical sealant where required.

### General Information:

- Refer to [www.UL.com](http://www.UL.com), or [www.pac-intl.com](http://www.pac-intl.com) for complete installation details on all fire resistive assembly designs.
- Resilient Sound Isolation Clip (RSIC-1), furring channel (hat track) and gypsum board shall not carry heavy loads such as cabinets or bookshelves.
- For focused loads add RSIC-1 Backer clip.
- Splice furring channel (hat track) with 6 inch overlap in mid span, secure with 18 ga. tie wire or with two framing screws (7/16")
- Seal all potential air leaks with non-hardening acoustical caulking to achieve best noise control results. Use fire rated sealant where required.
- When attaching the RSIC-1 clips to a steel stud the minimum allowable thickness is 20 ga. (0.030).



### Fire Test Information:

Approved for use in over 150 different UL fire resistive design assemblies.

Check our website for the latest updates of the fire testing approvals

[WWW.PAC-INTL.COM](http://WWW.PAC-INTL.COM)

Check UL Fire Resistance Directory File # R16638

**PAC International, Inc. Tel: (866) 774-2100 Fax: (866) 649-2710 Web Site: [www.pac-intl.com](http://www.pac-intl.com)**

©2015 PAC International, Inc. All Rights Reserved. • (866) 774-2100 • Fax (866) 649-2710

RSIC® is a registered Trade Mark of PAC International, Inc.

# RSIC-1 TTC SOUND ISOLATION SYSTEMS

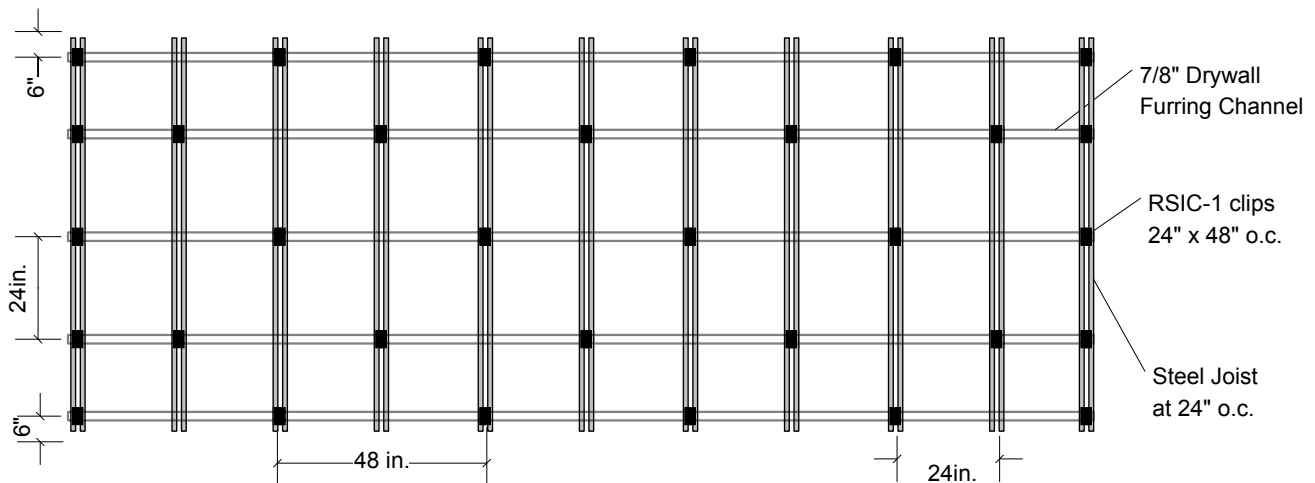
## APPLICATION RECOMMENDATION FOR CEILINGS

### INSTALLING RESILIENT SOUND ISOLATION CLIPS (RSIC-1TTC)

### RSIC CLIPS AT 24" OC. 1 or 2 Layers of Gyp Board

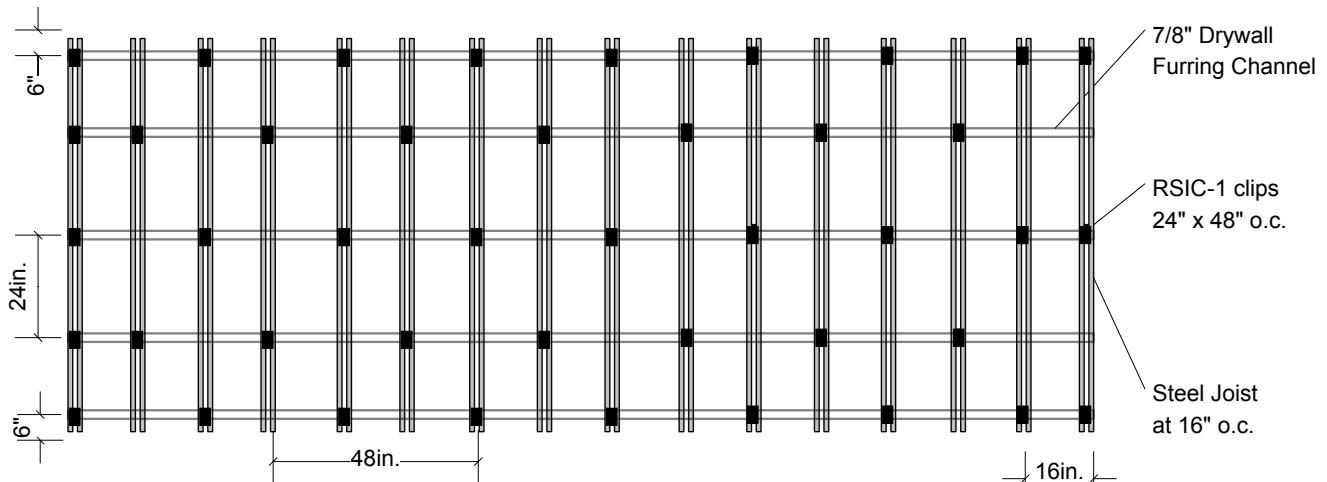
#### RSIC-1 Ceiling System Framing at 24" o.c.

RSIC-1 clips at 24" x 48" o.c. 1 or 2 Layers of 5/8" Gypsum Board



#### RSIC-1 Ceiling System Framing at 16" o.c.

RSIC-1 clips at 24" x 48" o.c. 1 or 2 Layers of 5/8" Gypsum Board



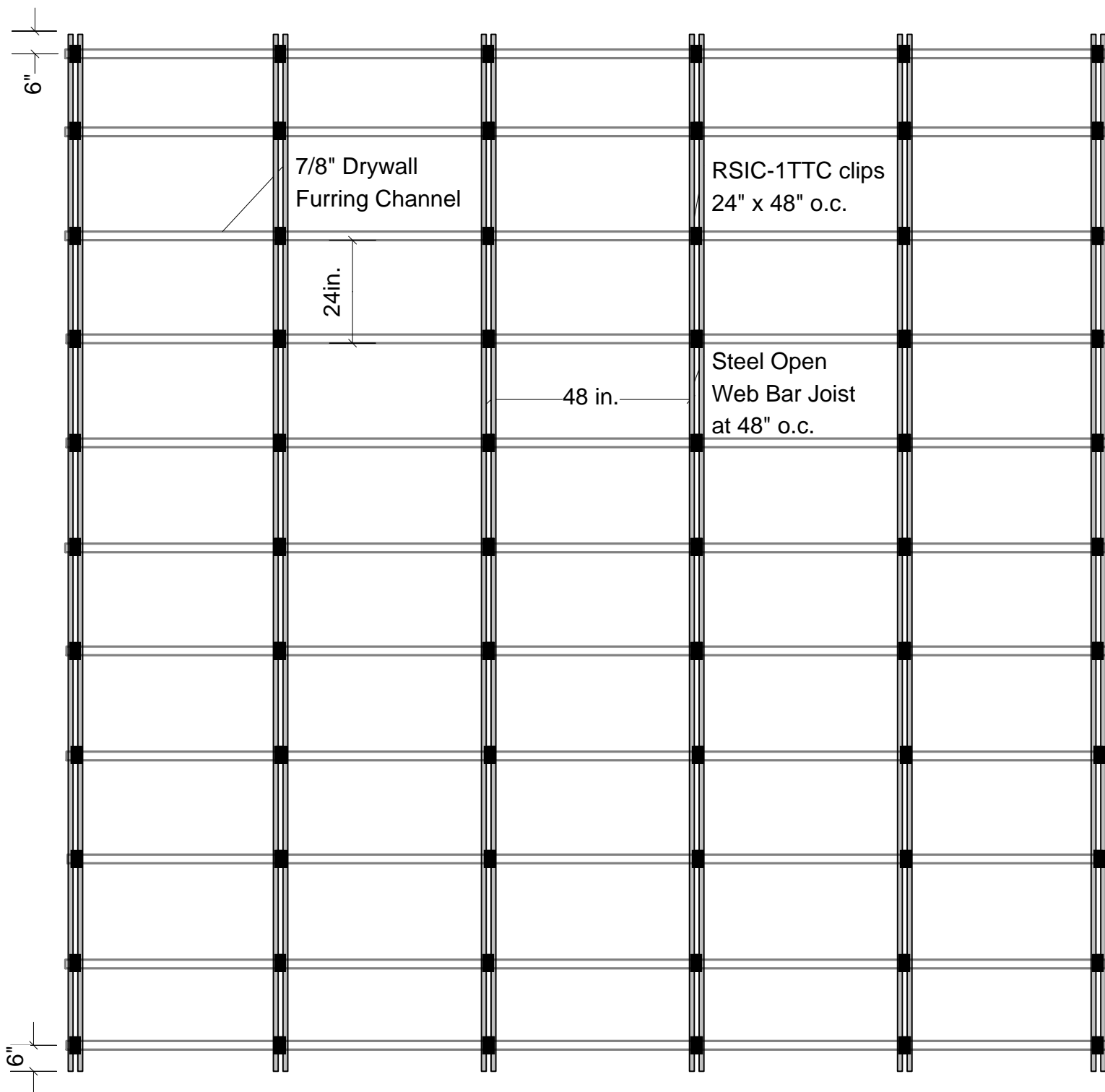
PAC International, Inc. Tel: (866) 774-2100 Fax: (866) 649-2710 Web Site: [www.pac-](http://www.pac-)

©2015 PAC International, Inc. All Rights Reserved. • (866) 774-2100 • Fax (866) 649-2710

RSIC® is a registered Trade Mark of PAC International, Inc.

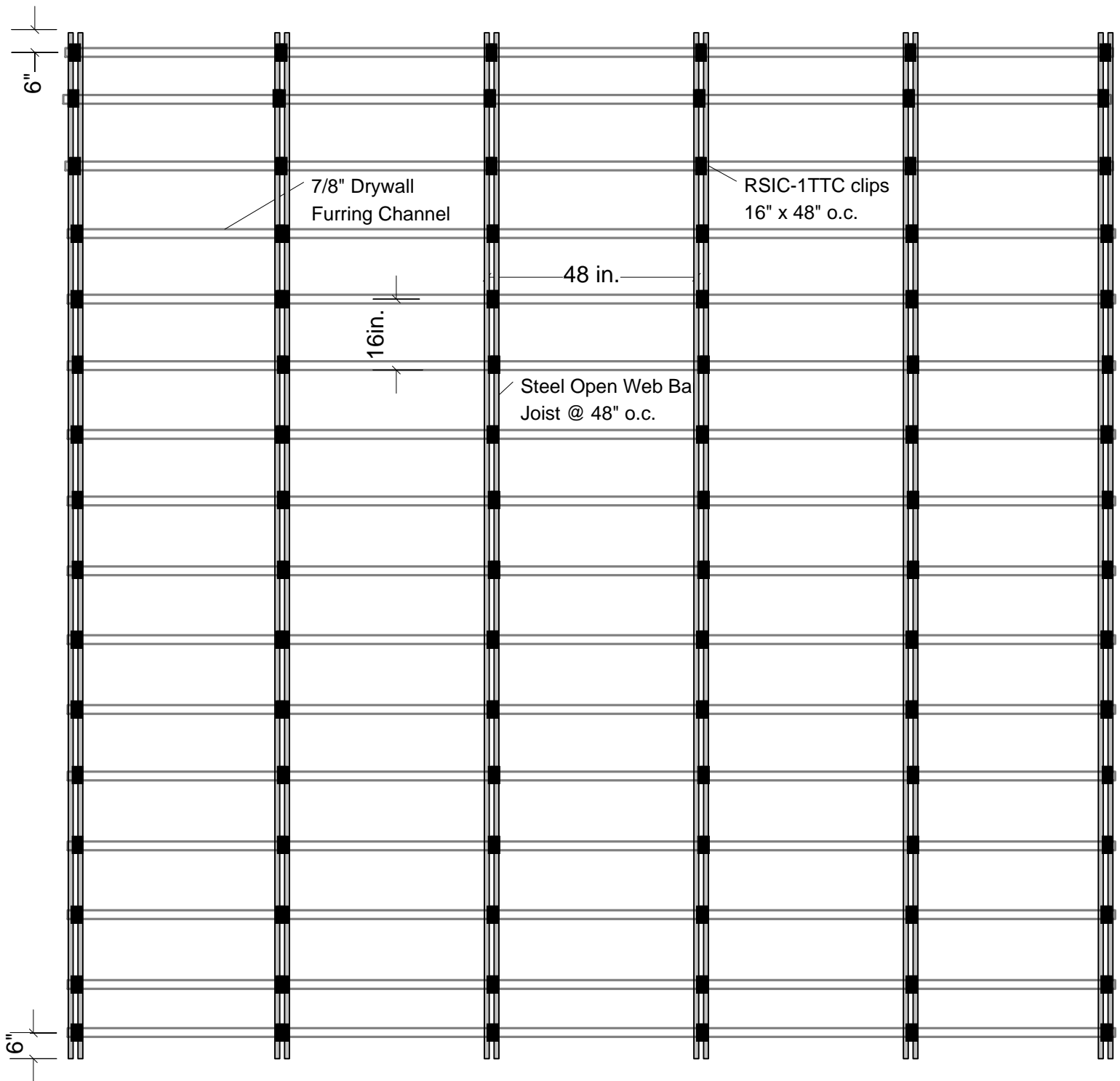
# RSIC-1 TTC Ceiling System Framing at 48" o.c.

RSIC-1 TTC clips at 24" x 48" o.c. 1 or 2 Layers of 5/8" Gypsum Board

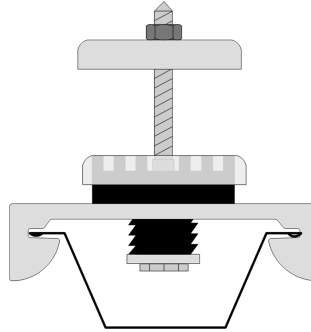


# RSIC-1 TTC Ceiling System Framing at 48" o.c.

RSIC-1 TTC clips at 16" x 48" o.c. 2 or 3 Layers of 5/8" Gypsum Board



# RSIC-1 TTC SOUND ISOLATION SYSTEMS



## Members of the International Code Council

### WARRANTY DISCLAIMER AND LIABILITY LIMITATION LANGUAGE

#### **NO EXPRESS OR IMPLIED WARRANTIES**

THERE IS NO WARRANTY, REPRESENTATION OR CONDITION OF ANY KIND; AND ANY WARRANTY, EXPRESS OR IMPLIED, IS EXCLUDED AND DISCLAIMED, INCLUDING THE IMPLIED WARRANTIES OF MERCHANTABILITY AND OF FITNESS FOR A PARTICULAR PURPOSE. Some states do not allow limitations on implied warranties, so the above limitation may not apply to you.

#### **LIABILITY LIMITED TO RETURN OF PURCHASE PRICE**

IT IS AGREED THAT SELLER'S LIABILITY AND PURCHASER'S SOLE REMEDY, WHETHER IN CONTRACT, UNDER ANY WARRANTY, IN TORT (INCLUDING NEGLIGENCE), IN STRICT LIABILITY OR OTHERWISE, SHALL NOT EXCEED THE RETURN OF THE AMOUNT OF THE PURCHASE PRICE PAID BY PURCHASER, AND UNDER NO CIRCUMSTANCES SHALL SELLER BE LIABLE FOR ANY SPECIAL, INCIDENTAL OR CONSEQUENTIAL DAMAGES, INCLUDING, BUT NOT LIMITED TO, PERSONAL INJURY, PROPERTY DAMAGE, DAMAGE TO OR LOSS OF EQUIPMENT, LOST PROFITS OR REVENUE, COSTS OF RENTING REPLACEMENTS AND OTHER ADDITIONAL EXPENSES, EVEN IF SELLER HAS BEEN ADVISED OF THE POSSIBILITY OF SUCH DAMAGES. THE PRICE STATED FOR THE EQUIPMENT IS A CONSIDERATION IN LIMITING SELLER'S LIABILITY AND PURCHASER'S REMEDY. Some states do not allow the exclusion or limitation of incidental or consequential damages, so the above limitation or exclusion may not apply to you.

#### **SELLER NOT LIABLE FOR PURCHASER'S NEGLIGENCE**

SELLER WILL NOT BE LIABLE FOR ANY DAMAGES, LOSSES OR EXPENSES AS A RESULT OF PURCHASER'S NEGLIGENCE, WHETHER DEEMED ACTIVE OR PASSIVE AND WHETHER OR NOT ANY SUCH NEGLIGENCE IS THE SOLE CAUSE OF ANY SUCH DAMAGE, LOSS OR EXPENSE.

#### **MODEL FOR DEMONSTRATION PURPOSES ONLY**

THE MODEL OR SAMPLE SHOWN BY SELLER TO BUYER IS USED FOR DEMONSTRATION PURPOSES ONLY. THERE IS NO WARRANTY THAT THE GOODS AS DELIVERED SHALL CONFORM TO THE MODEL OR SAMPLE, AND CONFORMITY OF THE GOODS TO THE MODEL OR SAMPLE IS NOT PART OF THE BASIS OF THE BARGAIN BETWEEN SELLER AND BUYER.

#### **NO WARRANTY OR COMPLIANCE WITH SAFETY CODE OR REGULATION**

SELLER DOES NOT WARRANT THAT ANY OF THE GOODS SOLD WILL MEET OR COMPLY WITH THE REQUIREMENTS OF ANY SAFETY CODE, BUILDING OR DWELLING CODE, OR REGULATION OF ANY STATE, MUNICIPALITY OR OTHER JURISDICTION.

#### **NEVADA LAW APPLIES**

SELLER AND BUYER AGREE THAT ALL ASPECTS OF THIS TRANSACTION INCLUDING THE APPLICABLE STATUTE OF LIMITATIONS SHALL BE GOVERNED BY THE INTERNAL LAW OF THE STATE OF NEVADA, AND NOT THE LAWS OF CONFLICTS. This warranty gives you specific legal rights, and you may also have other rights which vary from state to state.

**PAC International, Inc. Tel: (866) 774-2100 Fax: (866) 649-2710 Web Site: [www.pac-intl.com](http://www.pac-intl.com)**

©2015 PAC International, Inc. All Rights Reserved. • (866) 774-2100 • Fax (866) 649-2710  
RSIC® is a registered Trade Mark of PAC International, Inc.